

**INSTITUTE OF ENGINEERING & MANAGEMENT, KOLKATA**

**Accredited with 'A' Grade (Score: 3.25) by NAAC**

**Internal Quality Assurance Cell (IQAC)**

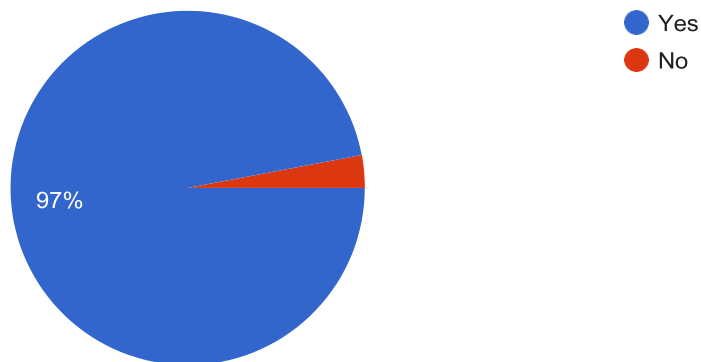
**Student Satisfaction Survey for A.Y.**

**2020-21**

The student satisfaction survey was taken as per the guidelines given by NAAC. Following are the statistics of the survey.

Please confirm this is the first and only time you answer this survey.

1,578 responses



# Student Satisfaction Survey for A.Y. 2020-21

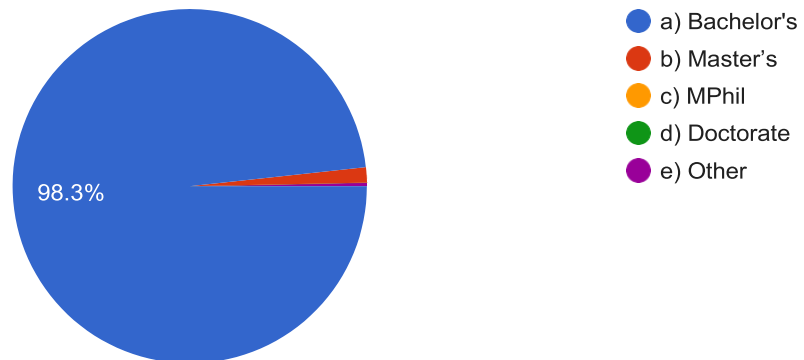
Age of students (In Years):

Age of students (In Years)	Number of students
17	39
18	175
19	396
20	439
21	337
22	141
23	24
24	20
25	4
26	2
27	1

# Student Satisfaction Survey for A.Y. 2020-21

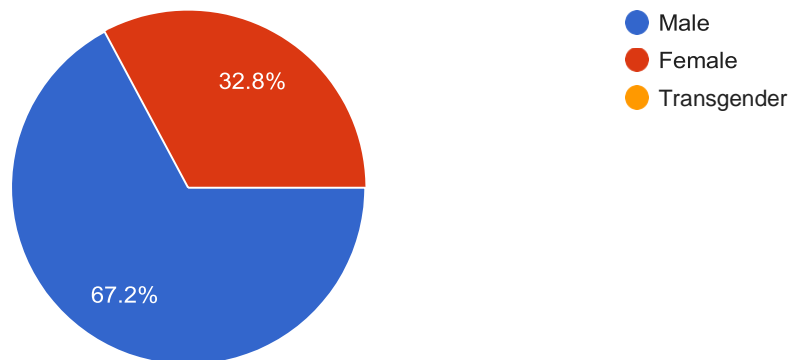
What degree program are you pursuing now?

1,578 responses



Gender

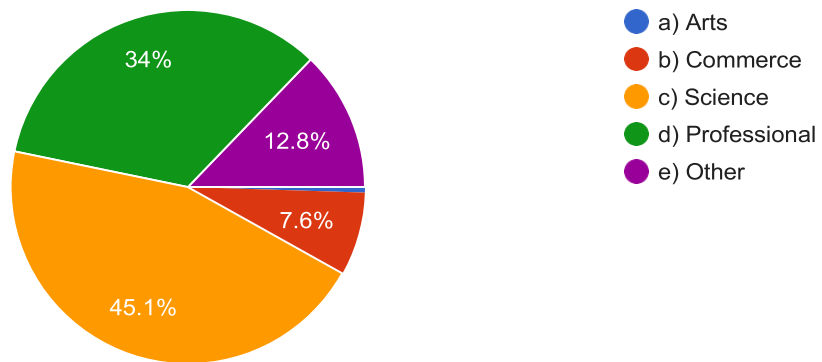
1,578 responses



# Student Satisfaction Survey for A.Y. 2020-21

What subject area are you currently pursuing?

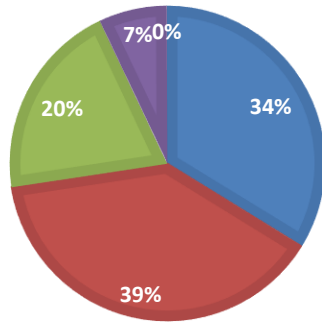
1,578 responses



# Student Satisfaction Survey for A.Y. 2020-21

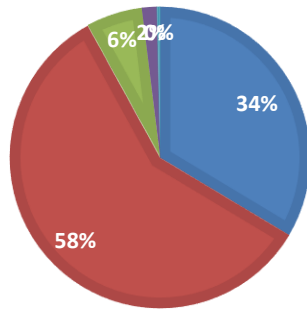
## HOW MUCH OF THE SYLLABUS WAS COVERED IN THE CLASS?

■ 4 – 85 to 100% ■ 3 – 70 to 84% ■ 2 – 55 to 69% ■ 1 – 30 to 54% ■ 0 – Below 30%



## HOW WELL DID THE TEACHERS PREPARE FOR THE CLASSES?

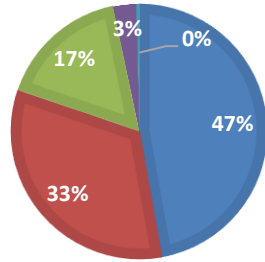
■ 4 – Thoroughly ■ 3 – Satisfactorily ■ 2 – Poorly  
■ 1 – Indifferently ■ 0 – Won't teach at all



# Student Satisfaction Survey for A.Y. 2020-21

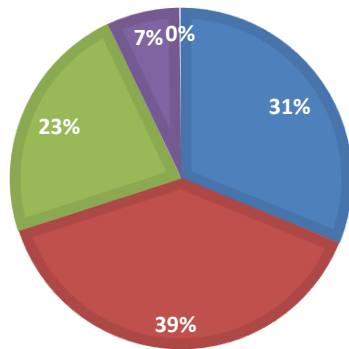
## HOW WELL WERE THE TEACHERS ABLE TO COMMUNICATE?

- 4 – Always effective
- 3 – Sometimes effective
- 2 – Just satisfactorily
- 1 – Generally ineffective
- 0 – Very poor communication



## THE TEACHER'S APPROACH TO TEACHING CAN BEST BE DESCRIBED AS

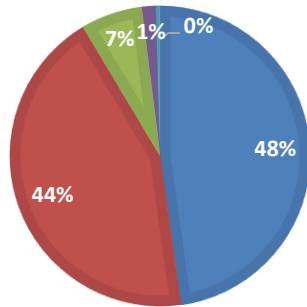
- 4 – Excellent
- 3 – Very good
- 2 – Good
- 1 – Fair
- 0 – Poor



# Student Satisfaction Survey for A.Y. 2020-21

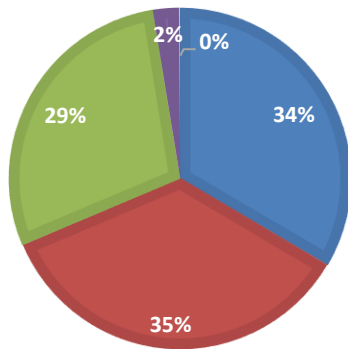
## FAIRNESS OF THE INTERNAL EVALUATION PROCESS BY THE TEACHERS.

- 4 – Always fair
- 3 – Usually fair
- 2 – Sometimes unfair
- 1 – Usually unfair
- 0 – Unfair



## WAS YOUR PERFORMANCE IN ASSIGNMENTS DISCUSSED WITH YOU?

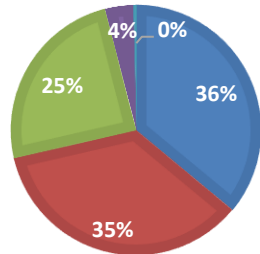
- 4 – Every time
- 3 – Usually
- 2 – Occasionally/Sometimes
- 1 – Rarely
- 0 – Never



# Student Satisfaction Survey for A.Y. 2020-21

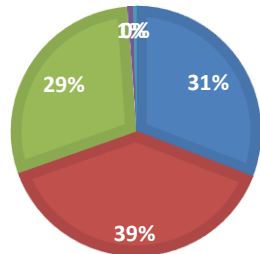
## THE INSTITUTE TAKES ACTIVE INTEREST IN PROMOTING INTERNSHIP, STUDENT EXCHANGE, FIELD VISIT OPPORTUNITIES FOR STUDENTS

■ 4 – Regularly ■ 3 – Often ■ 2 – Sometimes ■ 1 – Rarely ■ 0 – Never



## THE TEACHING AND MENTORING PROCESS IN YOUR INSTITUTION FACILITATES YOU IN COGNITIVE, SOCIAL AND EMOTIONAL GROWTH.

■ 4 – Significantly ■ 3 – Very well ■ 2 – Moderately ■ 1 – Marginally ■ 0 – Not at all

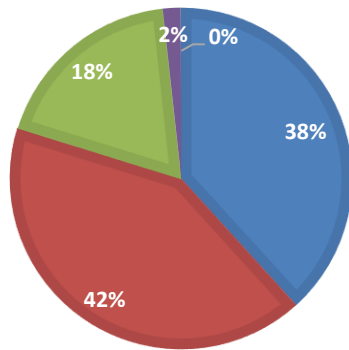




# Student Satisfaction Survey for A.Y. 2020-21

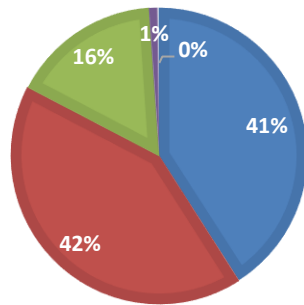
## THE INSTITUTION PROVIDES MULTIPLE OPPORTUNITIES TO LEARN AND GROW.

■ 4 – Strongly agree ■ 3 – Agree ■ 2 – Neutral ■ 1 – Disagree ■ 0 – Strongly disagree



## TEACHERS INFORM YOU ABOUT YOUR EXPECTED COMPETENCIES, COURSE OUTCOMES AND PROGRAMME OUTCOMES

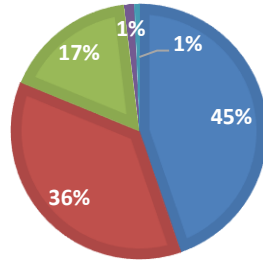
■ 4 – Every time ■ 3 – Usually ■ 2 – Occasionally/Sometimes ■ 1 – Rarely ■ 0 – Never



# Student Satisfaction Survey for A.Y. 2020-21

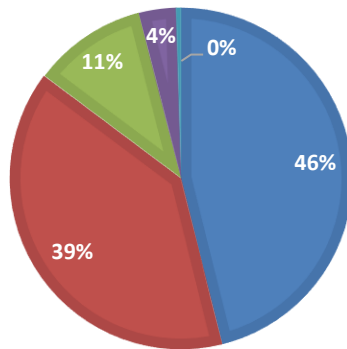
## YOUR MENTOR DOES A NECESSARY FOLLOW-UP WITH AN ASSIGNED TASK TO YOU.

- 4 – Every time
- 3 – Usually
- 2 – Occasionally/Sometimes
- 1 – Rarely
- 0 – I don't have a mentor



## THE TEACHERS ILLUSTRATE THE CONCEPTS THROUGH EXAMPLES AND APPLICATIONS.

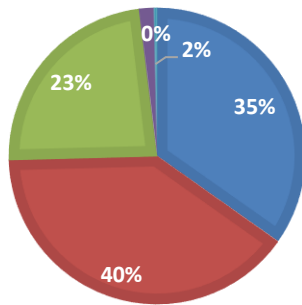
- 4 – Every time
- 3 – Usually
- 2 – Occasionally/Sometimes
- 1 – Rarely
- 0 – Never



## Student Satisfaction Survey for A.Y. 2020-21

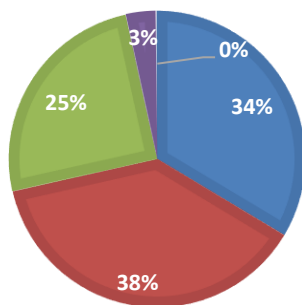
### THE TEACHERS IDENTIFY YOUR STRENGTHS AND ENCOURAGE YOU WITH PROVIDING RIGHT LEVEL OF CHALLENGES.

■ 4 – Fully   ■ 3 – Reasonably   ■ 2 – Partially   ■ 1 – Slightly   ■ 0 – Unable to



### TEACHERS ARE ABLE TO IDENTIFY YOUR WEAKNESSES AND HELP YOU TO OVERCOME THEM.

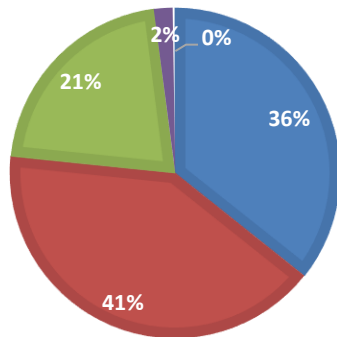
■ 4 – Every time   ■ 3 – Usually   ■ 2 – Occasionally/Sometimes   ■ 1 – Rarely   ■ 0 – Never



# Student Satisfaction Survey for A.Y. 2020-21

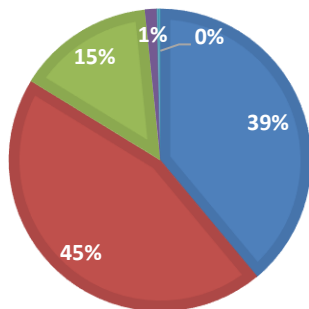
**THE INSTITUTION MAKES EFFORT TO ENGAGE STUDENTS IN THE MONITORING, REVIEW AND CONTINUOUS QUALITY IMPROVEMENT OF THE TEACHING LEARNING PROCESS.**

■ 4 – Strongly agree ■ 3 – Agree ■ 2 – Neutral ■ 1 – Disagree ■ 0 – Strongly disagree



**THE INSTITUTE/ TEACHERS USE STUDENT CENTRIC METHODS, SUCH AS EXPERIENTIAL LEARNING, PARTICIPATIVE LEARNING AND PROBLEM SOLVING METHODOLOGIES FOR ENHANCING LEARNING EXPERIENCES**

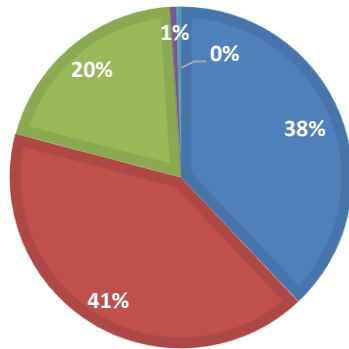
■ 4 – To a great extent ■ 3 – Moderate ■ 2 – Some what ■ 1 – Very little ■ 0 – Not at all



# Student Satisfaction Survey for A.Y. 2020-21

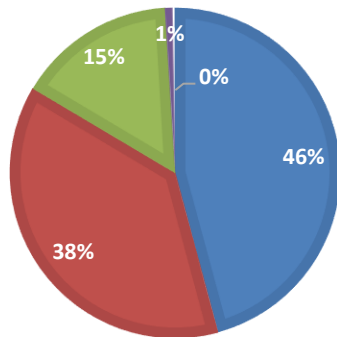
## TEACHERS ENCOURAGE YOU TO PARTICIPATE IN EXTRACURRICULAR ACTIVITIES.

■ 4 – Strongly agree ■ 3 – Agree ■ 2 – Neutral ■ 1 – Disagree ■ 0 – Strongly disagree



## EFFORTS ARE MADE BY THE INSTITUTE/ TEACHERS TO INCULCATE SOFT SKILLS, LIFE SKILLS AND EMPLOYABILITY SKILLS TO MAKE YOU READY FOR THE WORLD OF WORK.

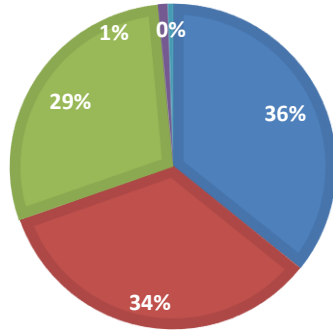
■ 4 – To a great extent ■ 3 – Moderate ■ 2 – Some what ■ 1 – Very little ■ 0 – Not at all



# Student Satisfaction Survey for A.Y. 2020-21

## WHAT PERCENTAGE OF TEACHERS USE ICT TOOLS SUCH AS LCD PROJECTOR, MULTIMEDIA, ETC. WHILE TEACHING.

■ 4 – Above 90% ■ 3 – 70 – 89% ■ 2 – 50 – 69% ■ 1 – 30 – 49% ■ 0 – Below 29%



## THE OVERALL QUALITY OF TEACHING-LEARNING PROCESS IN YOUR INSTITUTE IS VERY GOOD.

■ 4 – Strongly agree ■ 3 – Agree ■ 2 – Neutral ■ 1 – Disagree ■ 0 – Strongly disagree

