



Main developments in the money markets
Focus on FX swaps, Unsecured and
Secured segments

ECB Money Market Contact Group
16th March 2022

**Item 1.1:
Evolution of Risk sentiment since
February**

Overview of the Main developments in the money markets from Dec 2021

Starting from Dec the main developments in the money markets have been the consequence of:

- **Market expectation** related to monetary policy evolution and **reactions to ECB decisions**; in particular ECB meeting last 10° march:
 - generated a sharp repricing of the EUR rates
 - no news on TLTRO despite some market expectations (credit and rates related)
 - focus remained on data releases and in the current situation the conflict is a substantial upside risk for near term inflation.
 - monthly net purchases under the APP will amount to €40 billion in April, €30 billion in May and €20 billion in June
 - optionality, agility and flexibility are part of the “toolkit”

- Effects of the **Russian-Ukraine war**
 - High volatility in financial markets
 - No liquidity stressed conditions in the euro area

Euro Future Dec 2022 3M contract

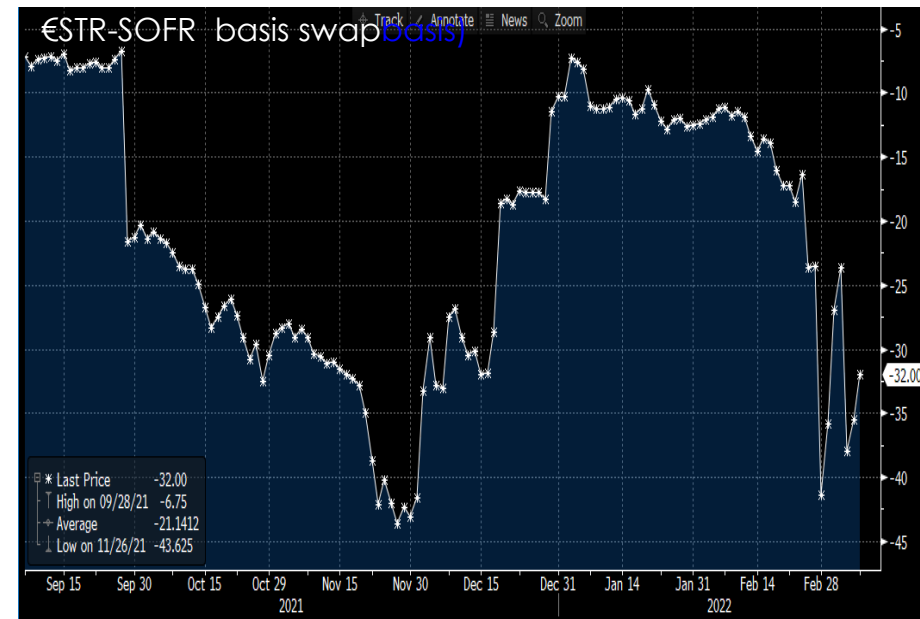


Item 1.2: FX Swap segment

Short Term USD market

- Short term funding USD market after the relatively quiet period after the year end, during the last few days has been **volatile and stressed** amid geopolitical turmoil even if liquidity remained huge
- At the beginning of march the premium on basis swaps **3mth ESTR/SOFR** reached levels around 30bps wider than levels recorded in standard market situation.
- Relevant impact on usd market is also related to expectations – the market is currently pricing **six 25bps rate hikes** this year, compared to 5 hikes last week which is, overall, a small sign of stress' softening.
- Some improvement has been observed also in **swap market spreads** which are nearly back to the average

	21/02/2022	28/02/2022	09/03/2022
EFFR fixing	0.08	0.08	0.08
SOFR fixing	0.05	0.05	0.05
3mesi Estr/sofr basis swap	-17	-42	24
Jan 23 FF implied rate	1.57	1.44	1.69
3M \$ Libor fixing	0.464	0.50429	0.74500
1y OIS vs SOFR	1	0.95	1.14
2y OIS vs SOFR	1.435	1.39	1.58



Source: Bloomberg, Intesa Sanpaolo

Main effects of the war on other currencies: Rouble market

- Stressed **liquidity conditions**
- Very **few counterparty** still in the market and no fx prices on electronic platforms
- Massive **spreads widening**, pricing mainly market makers' de-risking approach.
- **Swap market implied rate** ballooning
- Capitulation of **RUB value against Euro and Dollar**
- **Central Bank of Russia** hiked reference rate to 20% trying to avoid additional sell off
- **NDF market** is becoming more relevant than in the past
- **RUB settlement** is still working properly among banks not banned from SWIFT payment system and majors international players are not signaling so far any RUB payment disruption.

FX spot EUR/Ruble



1-3-6 months implied swap rates

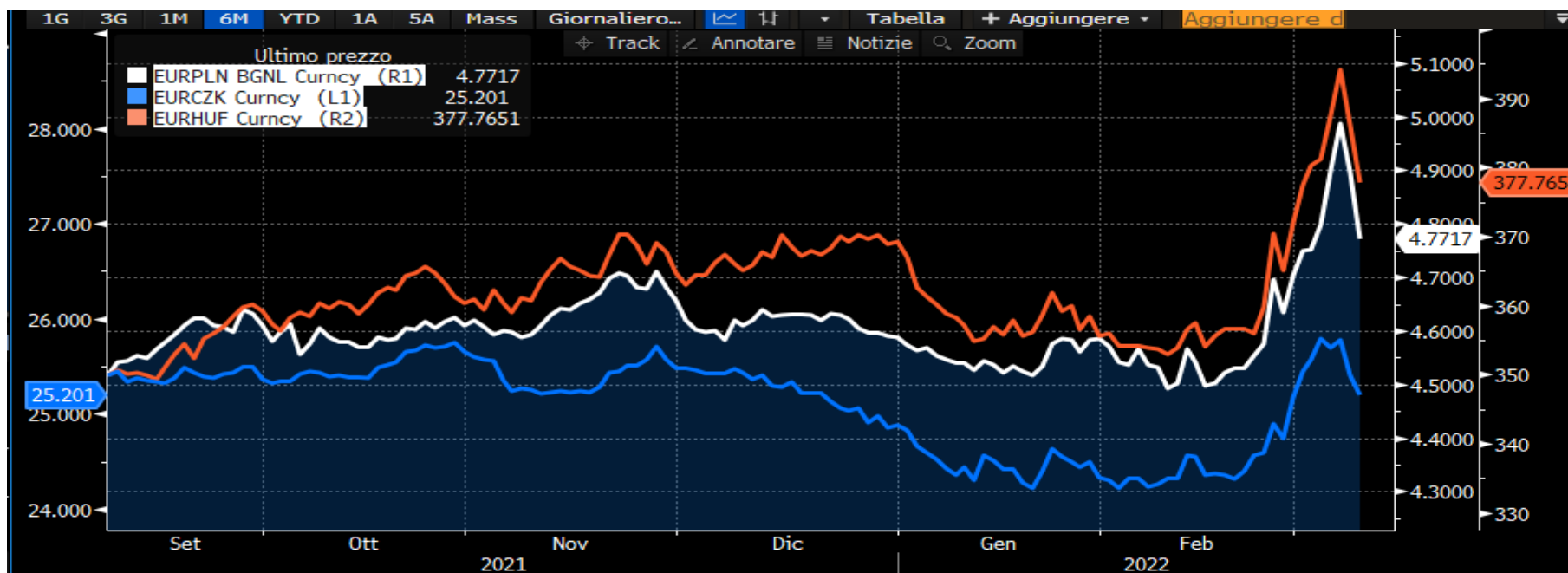


Source: Refinitiv and Bloomberg, Intesa Sanpaolo

Main effects of the war on other Eastern Europe currencies

- Volatility and liquidity stress is tangible after the beginning of the war also in **Poland, Hungary and Czech Republic**.
- **Spread widening** although in a still liquid environment.
- Poor **performance of local currencies** both against Euro and Dollar
- **Liquidity injection by local Central Banks** had small effect so far
- **Implied swap market rates** are moving higher not only for reference rates increase by CBs.
- **Inflation risk** at his peek due to imported component energy related.

FX spot EUR/PLN, HUF,CZK



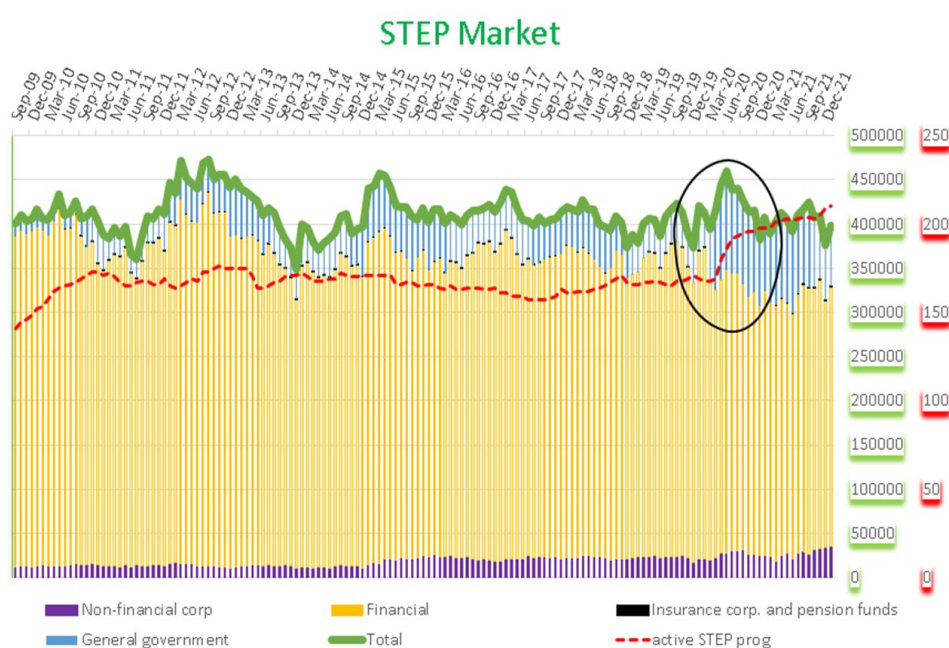
Source: Bloomberg, Intesa Sanpaolo

Item 1.4: Unsecured segment

Euro Commercial Paper Evolution

CP/CD - Volumes

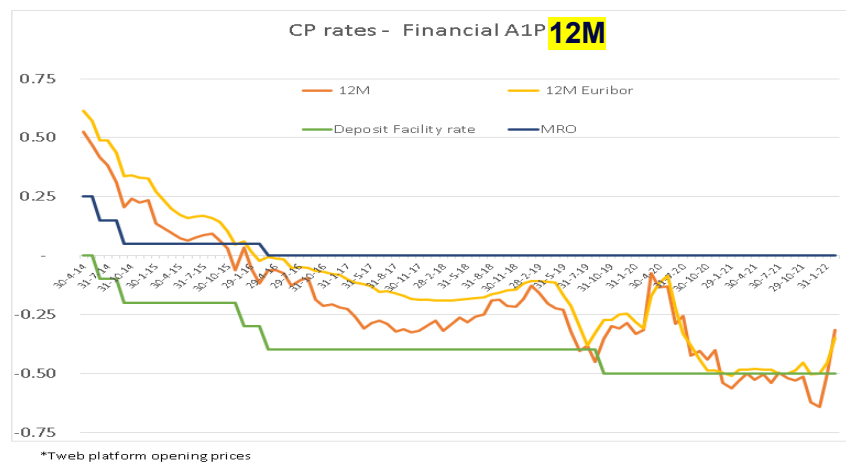
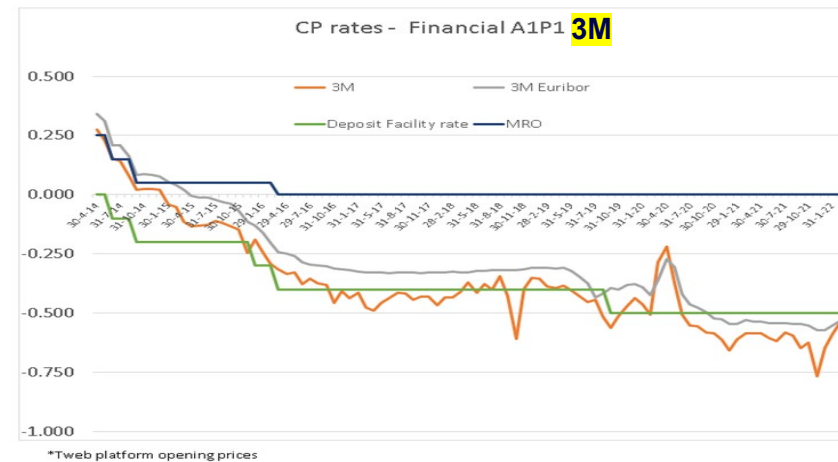
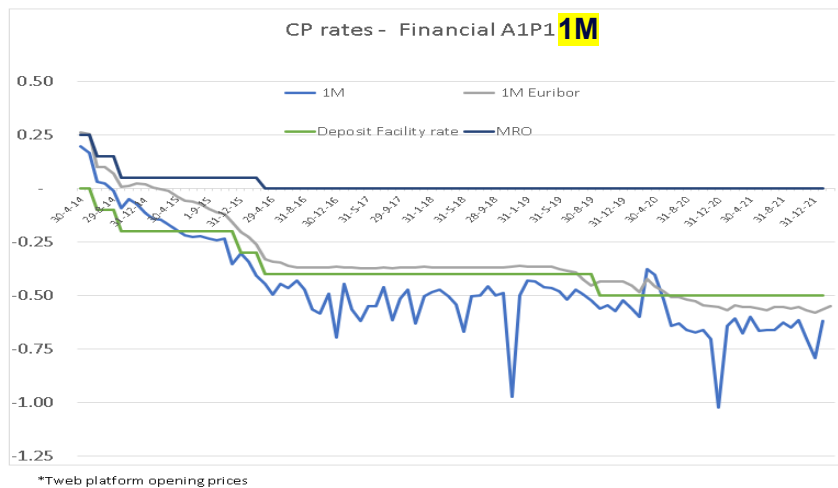
STEP Market Issuers and outstanding (EUR Bn)



Source: Step Statistics, Intesa Sanpaolo

- **Outstanding** reached a peak before TLTRO III and remained largely stable in 2021
- **Volumes** in the first part of 2022 have been affected by:
 - gen- mid feb: market volatility and expectations for possible anticipated euro rates hikes with a reduction of maturities up to 6 months
 - end-feb-mar: tensions due to Russian-Ukraine crisis and related risk aversion and further reduction of maturities on average from 6 to 3 months, together with the request of some disinvestments from asset managers
- The recent increase in the **number of programs** is the confirmation in any case of the importance of CP/CD market for many reasons:
 - Back to normal for issuers after TLTRO repayment, considering that financial issuer are the most relevant for CP/CD market
 - Diversification of asset allocation for investors
 - ECB eligible instruments in the portfolios

CP/CD- Rates 1-3-12m



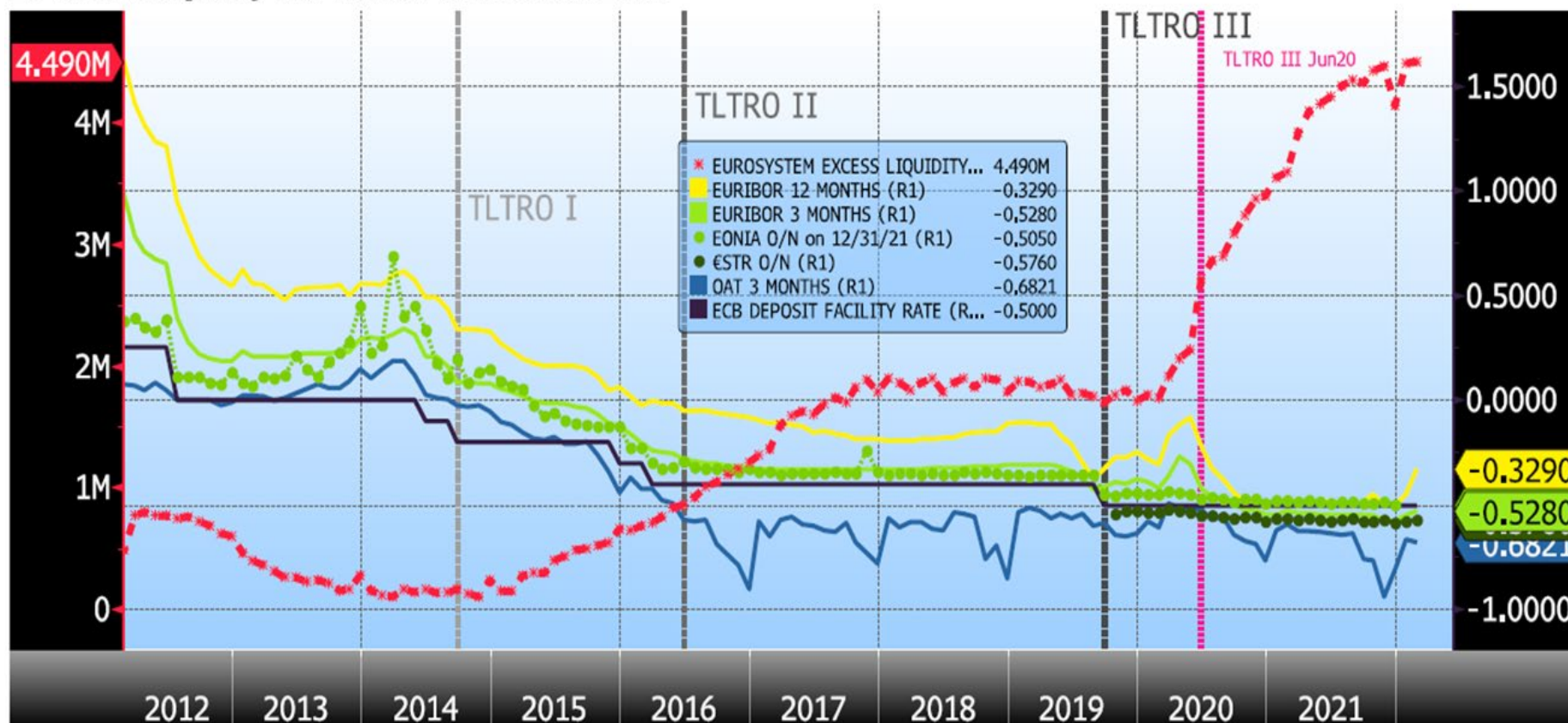
Source:TradeWeb Platform, Intesa Sanpaolo

- For **very short maturities** issuances the Deposit Facility remains the main reference rate with no interest of the issuers to show higher rates so far
- Increase in rates in **longer maturities** before Russian-Ukraine crisis was mainly related to expectations for a rate hike in sept/dec 2022 and during the first days of the war the previous expectations disappeared but have been substituted for some days by the effects of the crisis itself and later by the market reaction after the last ECB meeting – volatility generally speaking doesn't help CP/CD market

Main developments related to TLTRO III

EURO area excess liquidity and rates evolutions - TLTROs have been one of the most important drivers

EU Excess Liquidity and Market Rates since 2012

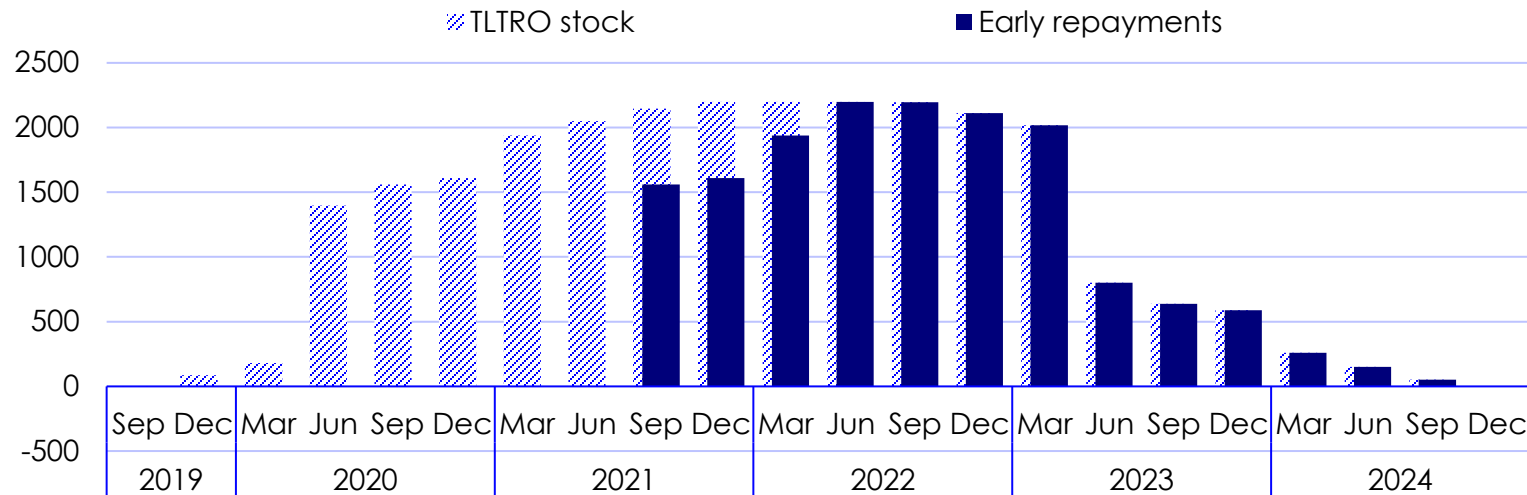


Source: Bloomberg, Intesa Sanpaolo

Voluntary early repayments of TLTRO's tranches worth a cumulative amount close to 2 trillion euros in 2022 and will be relevant for the future trend of excess liquidity

- starting from June 2022 participants in the additional operations have, on a quarterly basis, the option of withdrawing from or reducing the amount borrowed in the new TLTRO III operations before maturity.

Cumulative amount of potential early reimbursements of TLTRO III (EUR Bn)

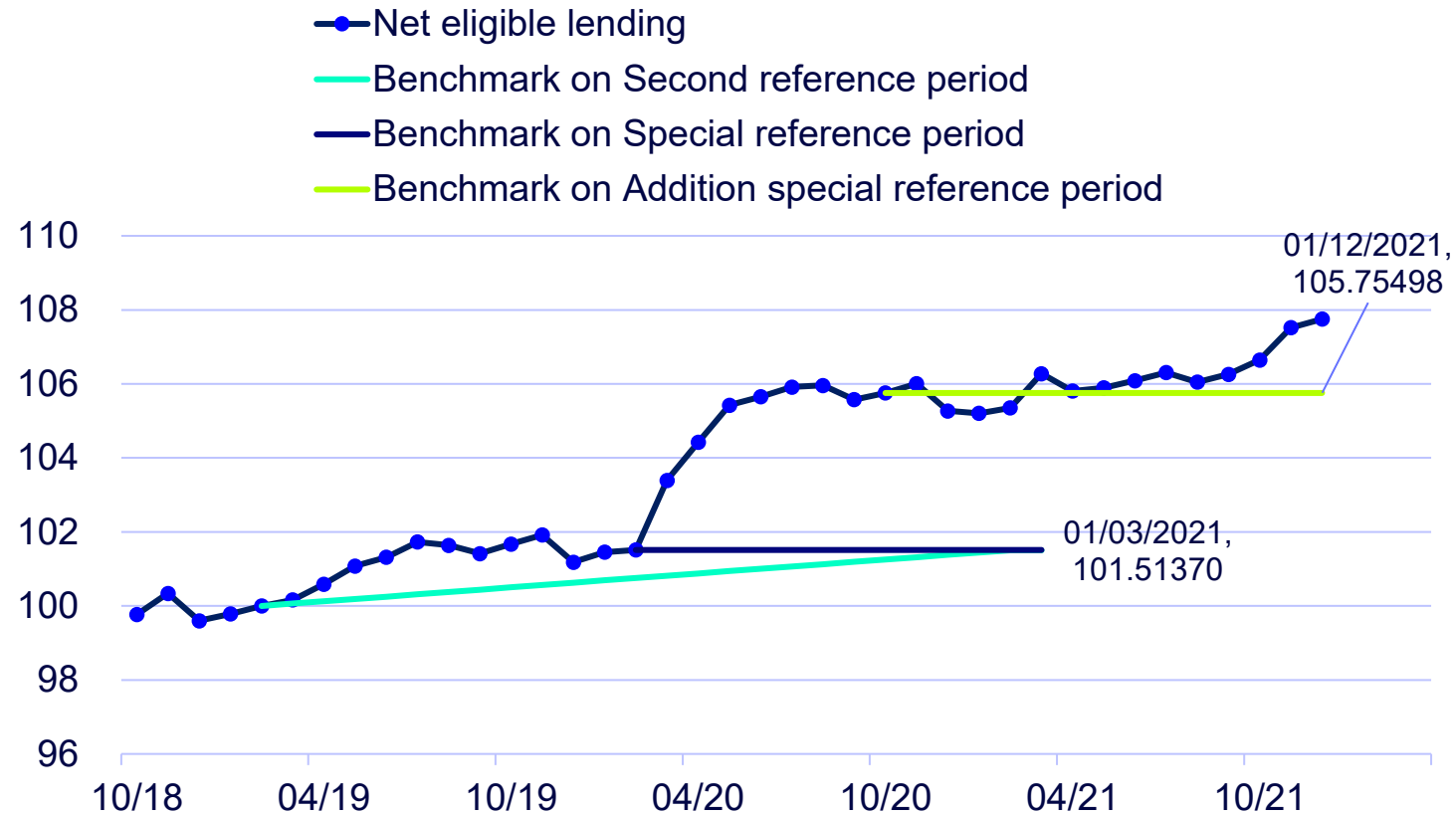


Source: ECB, Bloomberg, Intesa Sanpaolo

- Compared with some months ago the **new geopolitical situation**, together with the possible **arbitrage in case of rate hike** (given that the rate applied to TLTRO borrowing after June 2022 is the average depo rate during the entire life of the operation), how much would change the intentions to reimburse the TLTRO III in advance? What will be the impact on short term rates?

Eurozone banks, at the aggregate level, reached the lending benchmark on the Oct'20-Dec'21 period to secure the minimum rate on the ASIRP

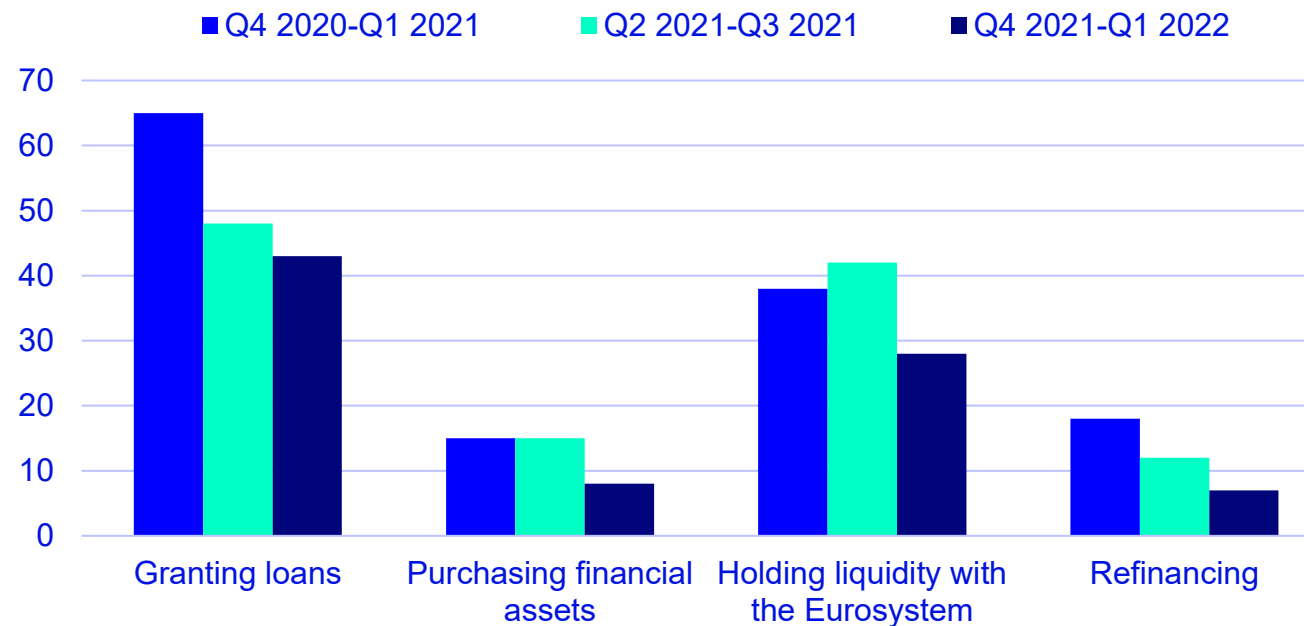
Benchmarks on net lending for the aggregate Eurozone (index 100=feb19)



Source: ECB, Bloomberg, Intesa Sanpaolo

According to the ECB's bank lending survey, the profitability motive was the most important reason for banks to participate in TLTROs and banks confirmed they used a large part of borrowed funds for loans and carry trades

Use of TLTRO III liquidity by banks
(percentages of banks)



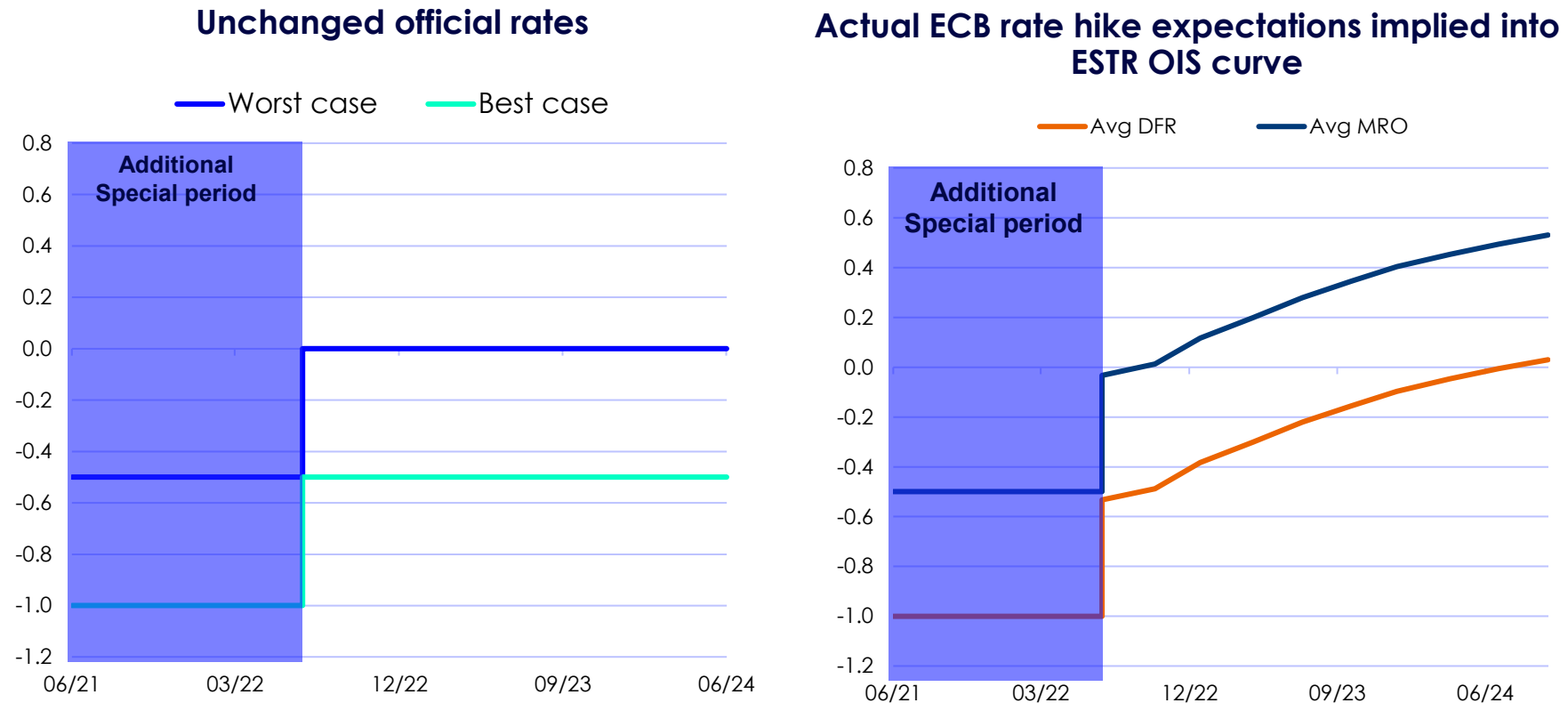
Source: ECB, Bank Lending Survey 3Q 2021

https://www.ecb.europa.eu/stats/ecb_surveys/bank_lending_survey/html/ecb.blssurvey2021q3~57cc722cfb.en.html#toc22

Intesa Sanpaolo

Expectation of rising policy rates increases the expected cost of TLTRO funding after the end of the special period next June

Average rates on TLTRO III tranches from Jun 2022 until maturity (%)

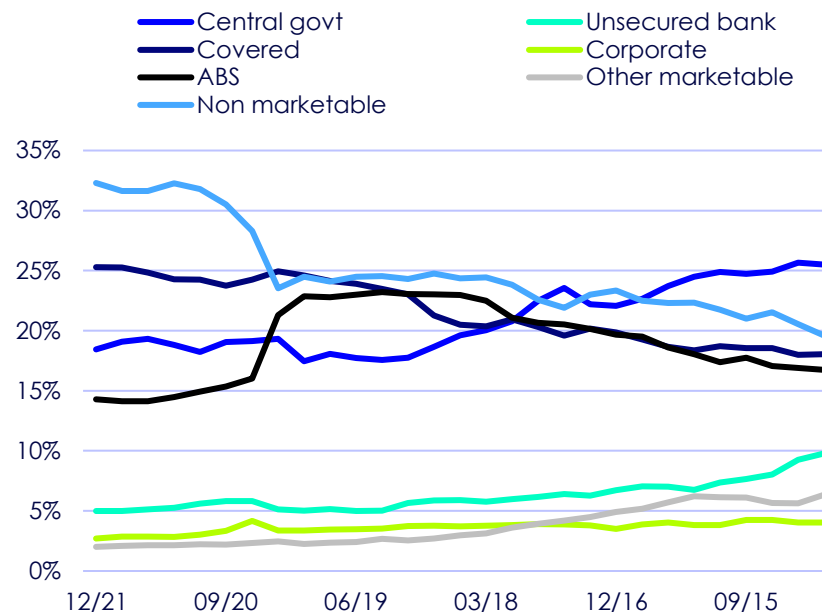


Source: ECB, https://www.ecb.europa.eu/pub/pdf/other/ecb.ECB_2019_21_unofficial_consolidated~ad92b41daa.en.pdf?024299400e4d5cd0293ab83c8767364b
Bloomberg, Intesa Sanpaolo

Liquidity outflows from TLTRO's (early) repayments could exert upward pressure on some market sectors

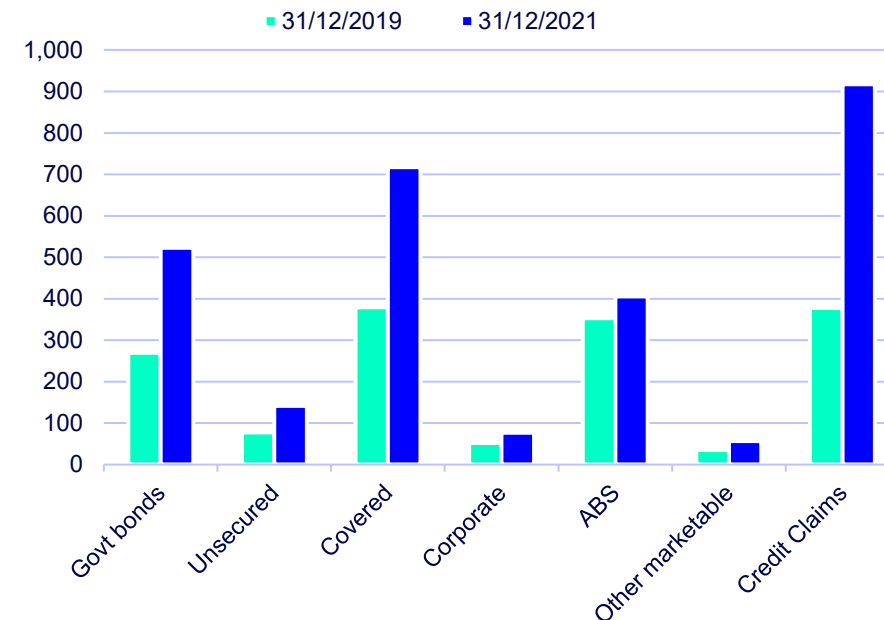
- At the end of Q4 2021, 1,921 billion euros of marketable assets and 917 billion euros of non-marketable assets (or credit claims) were posted as collateral for Eurosystem operations.
- The increase of total used collateral was down to 243Bn in 2021 from 1052Bn euros in 2020.
- **Government and covered bonds represents 18% and 25% respectively of total collateral posted respectively, while credit claims share is 32% of the total.**

**Pledged collateral at the ECB by asset class
(% total pledged , as of Q4 21)**



Source: ECB, Bloomberg, Intesa Sanpaolo

Pledged collateral by asset class (EUR Bn)



Item 1.5: Secured segment

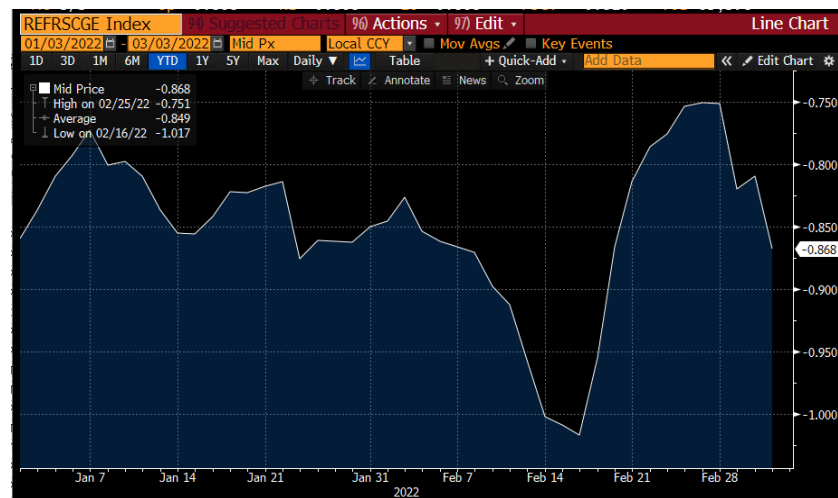
Main Developments in the Secured market

- **GC Core** countries rates have been very volatile in March, trading in a range between -0.68 and -0.58 (after the future delivery), while **peripheral countries** short rates remained on average in the range -0.55 / -0.58
- The geopolitical situation has not created any market disruption and volumes reached the maximum of the last years
- Lower pressure has been recorded on German specific bonds (it was not directly related to the war but it was due to short position management in the second part of February)

Repo volumes ON-TN, SN GC+Spec. ITA,SPA,FRA,GER



Repo fund rate GC ITA, GER,FRA



GC				
TN	-0.570	-0.570	-0.580	-0.580
1W	-0.570	-0.590	-0.630	-0.590
2W	-0.570	-0.590	-0.630	-0.600
1M	-0.580	-0.600	-0.650	-0.620
2M	-0.580	-0.590	-0.670	-0.630
3M	-0.580	-0.590	-0.670	-0.630
6M	-0.530	-0.570	-0.650	-0.600
9M	-0.480	-0.550	-0.620	-0.550
1Y	-0.370	-0.510	-0.600	-0.460

Source: Bloomberg, Intesa Sanpaolo

Important Information

Analyst Certification

The financial analysts who contributed to this report, and whose names and roles appear on the first page, certify that:

- (1) The views expressed on companies mentioned herein accurately reflect independent, fair and balanced personal views;
- (2) No direct or indirect compensation has been or will be received in exchange for any views expressed.

Specific disclosures

The analysts who prepared this report do not receive bonuses, salaries, or any other form of compensation that is based upon specific investment banking transactions.

Important Disclosures

This research has been prepared by Intesa Sanpaolo S.p.A. and distributed by Intesa Sanpaolo SpA-London Branch (a member of the London Stock Exchange) and Intesa Sanpaolo IMI Securities Corp (a member of the NYSE and FINRA). Intesa Sanpaolo S.p.A. accepts full responsibility for the contents of this report. Please also note that Intesa Sanpaolo S.p.A. reserves the right to issue this document to its own clients. Intesa Sanpaolo S.p.A. is authorised by the Banca d'Italia and is regulated by the FCA in the conduct of designated investment business in the UK and by the SEC for the conduct of US business.

Opinions and estimates in this research are as at the date of this material and are subject to change without notice to the recipient. Information and opinions have been obtained from sources believed to be reliable, but no representation or warranty is made as to their accuracy or correctness.

Past performance is not a guarantee of future results.

The investments and strategies discussed in this research may not be suitable for all investors. If you are in any doubt you should consult your investment advisor.

This report has been prepared solely for information purposes and is not intended as an offer or solicitation with respect to the purchase or sale of any financial products. It should not be regarded as a substitute for the exercise of the recipient's own judgement.

No Intesa Sanpaolo S.p.A. entity accepts any liability whatsoever for any direct, consequential or indirect loss arising from any use of material contained in this report.

This document may only be reproduced or published with the name of Intesa Sanpaolo S.p.A..

This document has been prepared and issued for, and thereof is intended for use by, MiFID II eligible counterparties/professional clients (other than elective professional clients) or otherwise by market professionals or institutional investors only, who are financially sophisticated and capable of evaluating investment risks independently, both in general and with regard to particular transactions and investment strategies.

Therefore, such materials may not be suitable for all investors and recipients are urged to seek the advice of their independent financial advisor for any necessary explanation of the contents thereof.

Person and residents in the UK: This document is not for distribution in the United Kingdom to persons who would be defined as private customers under rules of the FCA.

US persons: This document is intended for distribution in the United States only to Major US Institutional Investors as defined in SEC Rule 15a-6. US Customers wishing to effect a transaction should do so only by contacting a representative at Intesa Sanpaolo IMI Securities Corp. in the US (see contact details below).

Intesa Sanpaolo S.p.A. issues and circulates research to Major Institutional Investors in the USA only through Intesa Sanpaolo IMI Securities Corp., 1 William Street, New York, NY 10004, USA, Tel: (1) 212 326 1199.

.Inducements in relation to research

Pursuant to the provisions of Delegated Directive (EU) 2017/593, this document can be qualified as an acceptable minor non-monetary benefit as it is:

- macro-economic analysis or Fixed Income, Currencies and Commodities material made openly available to the general public on the Bank's website - Q&A on Investor Protection topics - ESMA 35-43-349, Question 8 & 9.

Method of distribution

This document is for the exclusive use of the recipient with whom it is shared by Intesa Sanpaolo and may not be reproduced, redistributed, directly or indirectly, to third parties or published, in whole or in part, for any reason, without prior consent expressed by Intesa Sanpaolo.

The copyright and all other intellectual property rights on the data, information, opinions and assessments referred to in this information document are the exclusive domain of the Intesa Sanpaolo banking group, unless otherwise indicated. Such data, information, opinions and assessments cannot be the subject of further distribution or reproduction in any form and using any technique, even partially, except with express written consent by Intesa Sanpaolo.

Persons who receive this document are obliged to comply with the above indications.

Valuation Methodology

Trading Ideas are based on the market's expectations, investors' positioning and technical, quantitative or qualitative aspects. They take into account the key macro and market events and to what extent they have already been discounted in yields and/or market spreads. They are also based on events which are expected to affect the market trend in terms of yields and/or spreads in the short-medium term. The Trading Ideas may refer to both cash and derivative instruments and indicate a precise target or yield range or a yield spread between different market curves or different maturities on the same curve. The relative valuations may be in terms of yield, asset swap spreads or benchmark spreads.

Coverage Policy And Frequency Of Research Reports

Intesa Sanpaolo S.p.A. trading ideas are made in both a very short time horizon (the current day or subsequent days) or in a horizon ranging from one week to three months, in conjunction with any exceptional event that affects the issuer's operations.

Disclosure of potential conflicts of interest

Intesa Sanpaolo S.p.A. and the other companies belonging to the Intesa Sanpaolo Banking Group (jointly also the "Intesa Sanpaolo Banking Group") have adopted written guidelines "Organisational, management and control model" pursuant to Legislative Decree 8 June, 2001 no. 231 (available at the Intesa Sanpaolo website, webpage <https://group.intesasnpaolo.com/en/governance/leg-decree-231-2001>) setting forth practices and procedures, in accordance with applicable regulations by the competent Italian authorities and best international practice, including those known as Information Barriers, to restrict the flow of information, namely inside and/or confidential information, to prevent the misuse of such information and to prevent any conflicts of interest arising from the many activities of the Intesa Sanpaolo Banking Group which may adversely affect the interests of the customer in accordance with current regulations.

In particular, the description of the measures taken to manage interest and conflicts of interest – related to Articles 5 and 6 of the Commission Delegated Regulation (EU) 2016/958 of 9 March 2016 supplementing Regulation (EU) No. 596/2014 of the European Parliament and of the Council with regard to regulatory technical standards for the technical arrangements for objective presentation of investment recommendations or other information recommending or suggesting an investment strategy and for disclosure of particular interests or indications of conflicts of interest as subsequently amended and supplemented, the FINRA Rule 2241, as well as the FCA Conduct of Business Sourcebook rules COBS 12.4 - between the Intesa Sanpaolo Banking Group and issuers of financial instruments, and their group companies, and referred to in research products produced by analysts at Intesa Sanpaolo S.p.A. is available in the "Rules for Research" and in the extract of the "Corporate model on the management of inside information and conflicts of interest" published on the website of Intesa Sanpaolo S.p.A., webpage <https://group.intesasnpaolo.com/en/research/RegulatoryDisclosures>. This documentation is available to the recipient of this research upon making a written request to the Compliance Department, Intesa Sanpaolo S.p.A., Via Hoepli, 10 – 20121 Milan – Italy.

Furthermore, in accordance with the aforesaid regulations, the disclosures of the Intesa Sanpaolo Banking Group's interests and conflicts of interest are available through webpage <https://group.intesasnpaolo.com/en/research/RegulatoryDisclosures/archive-of-intesa-sanpaolo-group-s-conflicts-of-interest>. The conflicts of interest published on the internet site are updated to at least the day before the publishing date of this report.

We highlight that disclosures are also available to the recipient of this report upon making a written request to Intesa Sanpaolo S.p.A. – Macroeconomic and Fixed Income Research, Via Romagnosi, 5 - 20121 Milan - Italy.

Intesa Sanpaolo Spa acts as market maker in the wholesale markets for the government securities of the main European countries and also acts as Government Bond Specialist, or in comparable roles, for the government securities issued by the Republic of Italy, by the Federal Republic of Germany, by the Hellenic Republic, by the European Stability Mechanism and by the European Financial Stability Facility.