



# Guidelines for using the logo



Funded by  
the European Union

# Logo

## Concept and construction

The design of this logo refers to connections, networks, getting together and growing into something bigger. Its purpose is to showcase a symbolic relationship between the main themes and topics addressed by the EU CAP Network. The three main colours refer to the different thematic strands, bonded together to compose the EU CAP Network.

Comfortaa is the open font used to design the EU CAP Network's logo.

## Web icon (favicon)

Websites often need a soft version of logos, also known as a secondary logo or logo variation, to provide flexibility and adaptability in their design. **This version may be only used on the website of the EU CAP Network.**



Comfortaa Regular

abcdefghijklmnopqrstuvwxy  
 ABCDEFGHIJKLMNOPQRST  
 UVWXZ0123546789



Icon

# Logo


## Protection zone

The logo is unalterable and indissociable in all its component elements. For reasons of integrity and visibility, it should always be surrounded by a clear space, or "protection area", which no other element (text, image, drawing,...) can infringe upon.

There is a white border around the logo, which is the defined protection zone. When changing the size of the logo, the white border has to be modified proportionally.

E = the height of the E from the "EU".

The minimum size of the character specifies the amount below which a character is no longer readable. In the case of the EU CAP Network logo, its width needs to be always above 20 mm.



# Logo

## Usual applications

Whenever possible please use the main logo presented on the previous page.

For the sake of consistency, only the following four coloured versions may be used in case of specific design needs. A background must always be applied behind the logo.

**When the main logo is used, a paper texture has to be applied behind it.**

When a coloured background is needed, use the white version of the logo.

The background behind the logo will always have the **2 bottom rounded corners**. The angle of the rounded corners must always be the same: **3mm** must fit in half an 'E'. Note that the same angle must be applied to the 4 corners of every image in the publications.

**Dropshadows** are optional.

When used, apply one of those two settings:


- **Medium:** Black, 30% opacity, 180°, 0mm distance, 1mm width
- **Light:** Black, 30% opacity, 180°, 0mm distance, 0,5mm width

## Logo background rules

White (textured)



Coloured

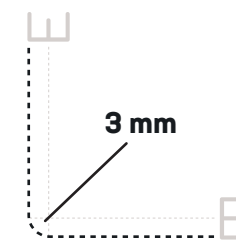


## Logo background styles

Paper texture



Rounded corners angle



Drop shadows



# Logo

## Website use

Whenever possible please use the logo with a background as presented on the previous page.

The logo may be used exceptionally without any background on websites, which have a default banner above the logo that may not be removed.

## Logo on websites with a default banner

